


## package contents



**(5) wall dimmers**  
**(5) designer inserts**  
(white, ivory, almond, or light almond)



**(1) master control**



**(1) wireless controller**



**(1) security interface**

**Note:** Add up to nine wireless controllers or bridge two AuroRa packages together to increase your system's capability.

## accessories

**New!**




**Aviena™  
dimmer**  
(non-system)

**New!**



**Aviena™  
switch**  
(non-system)

**New!**



**Designer insert**  
(installs with large opening wallplates)

# AuroRa®

Lighting Control Made Simple™

Create a safe path of light into and throughout your home with AuroRa® wireless lighting control.



Enhance security with emergency alert: entry lights flash, indoor lights turn on and lock to full bright when system is activated.

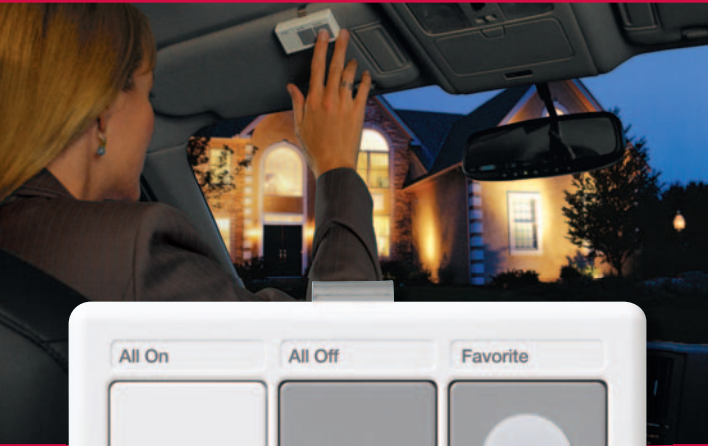
 **LUTRON**

To learn about products that complement your AuroRa system, visit [www.lutron.com/aurora/security](http://www.lutron.com/aurora/security).

Increase the capability of your security system with AuroRa® wireless lighting control



5:30pm  
arrive home safely



Wireless Controller\*\* — one button controls 5 areas of light (visor clip and wall mount included)

**AuroRa**®  
Lighting Control Made Simple™



# safety

## light your way home

Navigate safely from your car into and throughout your home using the wireless controller. Whether you are leaving for the evening, or returning home at night, AuroRa lets you control the lights from inside or outside your home.\*

**All On** - turns all dimmers on to 100% brightness

**All Off** - turns all dimmers off


**Favorite** - turns all dimmers on to their current slider levels

\*\* product shown actual size

\* up to 100 ft. typical control range



8:00pm  
relax and enjoy



Wall dimmer with designer insert\*\*

# simplicity

**complement your lifestyle with  
the perfect light**

Install dimmers in 5 key areas of your home to individually adjust the light for relaxing, preparing a meal, watching TV, or reading.



Tap the large button to turn lights on and off

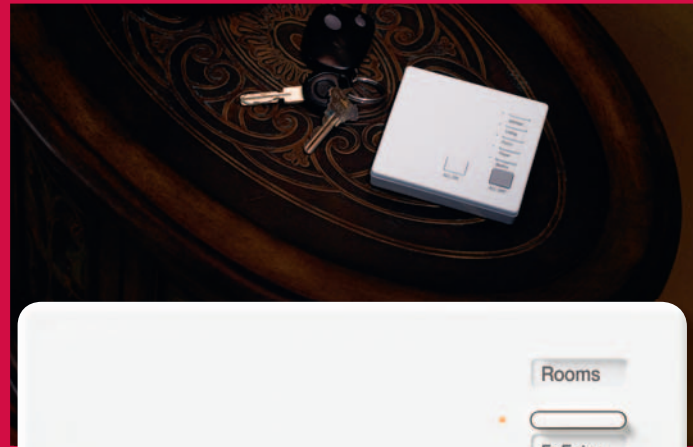
Move the slider to adjust lights to your favorite setting

**versatile design**

Installs with traditional or designer-style wallplates.



11:00pm  
safe and secure






# convenience

## convenient bedside control of your lights

From the comfort of your bed, select rooms individually or control the entire system at the touch of one button. Should your security alarm be activated, interior lights turn on to full bright and front entry lights flash.

Tabletop Master Control\*\* — Plug into a standard wall outlet to control all system lights from anywhere in the home.

-  Press a button to turn individual room dimmers off—or on, to their locally set slider levels
-  Turn all dimmers on to 100%
-  Turn all dimmers off

## Discover the benefits of AuroRa... lighting control made simple

- expands security capability – indoor lights turn on to full bright, entry lights flash when alarm is activated
- adds convenience – remote control of interior or exterior lights from anywhere in your home
- enhances safety – turn all 5 dimmers on or off from your car or the comfort of your bed
- proven reliability – Lutron RF technology has been used in thousands of homes for over a decade
- saves energy – dimming reduces energy costs and extends bulb life

### System requirements:

- 600 W incandescent/halogen loads
- 120 VAC, 60 Hz

Compatible with HomeLink®



[www.lutron.com](http://www.lutron.com)

Lutron Electronics Co., Inc.  
7200 Suter Road  
Coopersburg, PA 18036-1299

For more information contact:  
1-877-2LUTRON

© 11/06 Lutron Electronics Co., Inc.  
P/N 367-1289

[www.lutron.com/aurora/security](http://www.lutron.com/aurora/security)

## enhances security system capability

AuroRa® is engineered to replace existing switches and link directly to your security panel, providing a visual alert to your security system.

Control and monitor all system lights from your bedside or family room with the master control. You can place it on a tabletop and plug it into a standard wall outlet.

Use the wireless controller to remotely control your lights – attach it to a car visor, mount it to a wall, or carry it with you.

Included with your system is a security interface, which ensures reliable RF communication between all AuroRa components and your security system. You can plug it into a standard wall outlet and discretely place it in a central location in your home.



## pre-programmed and easy to use

Control lights from each dimmer for individual room control, or adjust multiple lights at the touch of a button using the wireless controller or tabletop master control.

### Suggested dimmer locations:

- 1 front entry - emergency alert flashes
- 2 garage exterior
- 3 hall/foyer
- 4 kitchen
- 5 family room

## protection for home and family

### Enhance home security—add a visual alert to your security system

Entry lights (dimmer 1) flash, drawing the attention of neighbors or rescue vehicles while indoor lights (dimmers 2, 3, 4, 5) lock to 100% full brightness when security alarm is activated.

### Feel safe and improve visibility—

Illuminate a safe pathway of light from your car into and throughout your home.

